

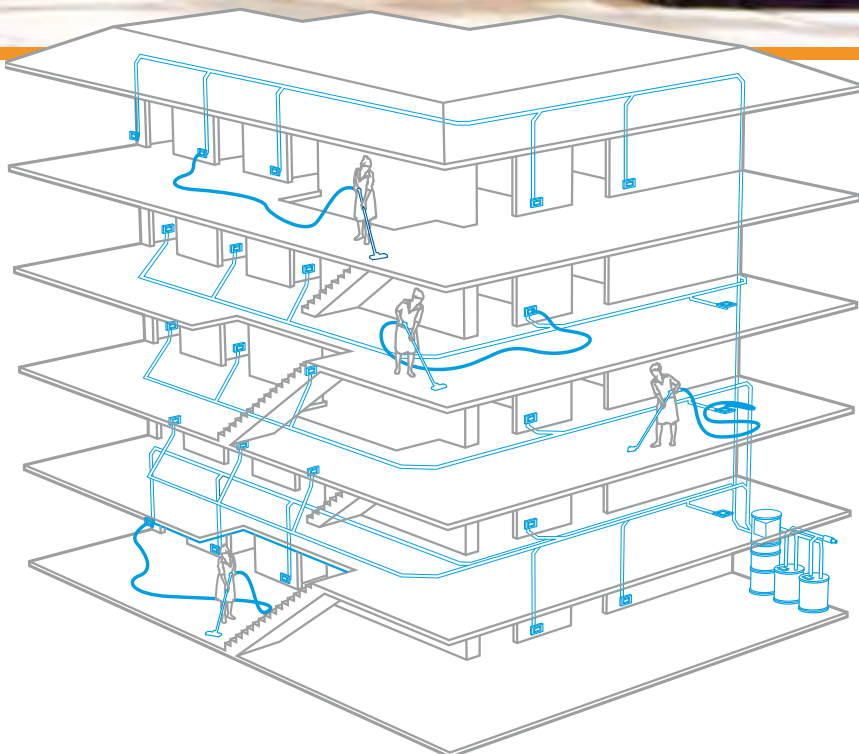
## You breathe better, you work better.

---

TUBÒ has become a featured product also in the work environment. Offices, stores, hotels, restaurants, industry, large structures breathe and obtain healthful hygiene. All with extreme simplicity.



Tertiary sector



## One for all

The TUBÒ vacuum system by Aertecnica is so simple and flexible that it can be used by multiple operators at the same time. It is therefore perfect for cleaning large sized buildings and areas such as hotels, offices, communities, health facilities, etc....

100%  
Made in Italy

## Central power units Tertiary sector



The three-phase Perfetto line is the solution for cleaning complex structures (hotels, health facilities, service flats, retirement facilities, etc.) for which Aertecnica technology and innovation create new highly professional instruments, which always guarantee optimal efficiency and quicker and more flexible cleaning.

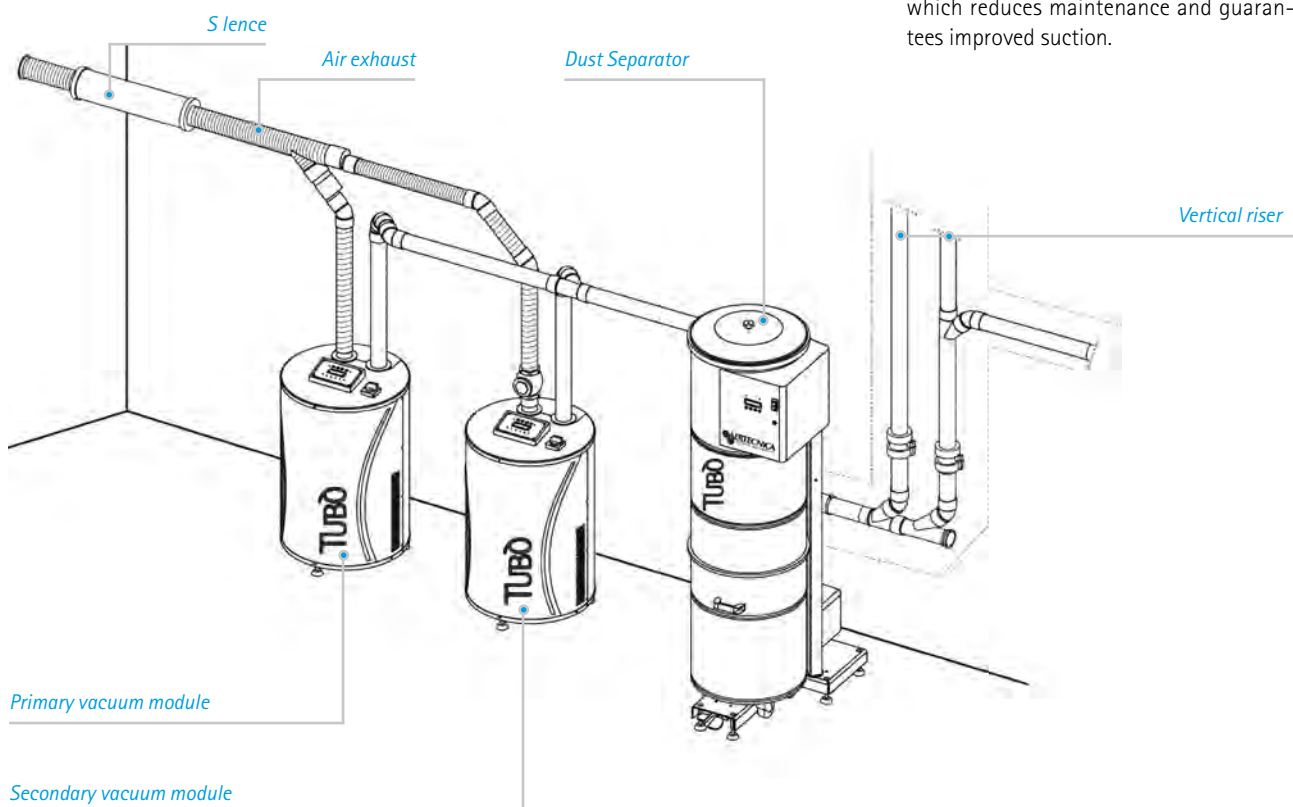
### *The advantages*

Its practicality and power, also in large sized buildings (ex. hotel), recover the initial investment in a short period of time.

Maintenance costs are low, and savings in labour and consumable materials (bags, filters) make its cost only a fraction of that for traditional portable vacuum cleaners.

It speeds up cleaning times, permitting two operators to work together in maximum silence and comfort.

It is possible to equip the central power unit with a self-cleaning filter system, which reduces maintenance and guarantees improved suction.



## Perfetto line: intelligent technology

The technical features of the three-phase PERFETTO line emphasise the advantages in terms of *practicality, simplicity of use, energy savings, reduced maintenance costs.*

Consisting of a *Vacuum Module* and a *Dust Separator*, which is connected to it. The three-phase Perfetto line, *makes it possible for 14 operators to work at the same moment thanks to greater suction capacity.*



## Perfetto line: the vacuum modules

All vacuum modules are sound-proofed and equipped with a display that is managed by an intelligent electronic card, which controls machine status. Plus, the vacuum modules with automatic vacuum adjustment have SOFT START starting, which guarantees less consumption and an always constant operating vacuum level.

The display positioned on the vacuum module can display the following:

- *motor absorption, in amperes*
- *the maximum time of continuous use of the vacuum module*
- *the hours of operation of the vacuum module*
- *the temperature of the motor chamber*
- *the operating vacuum in mbar*

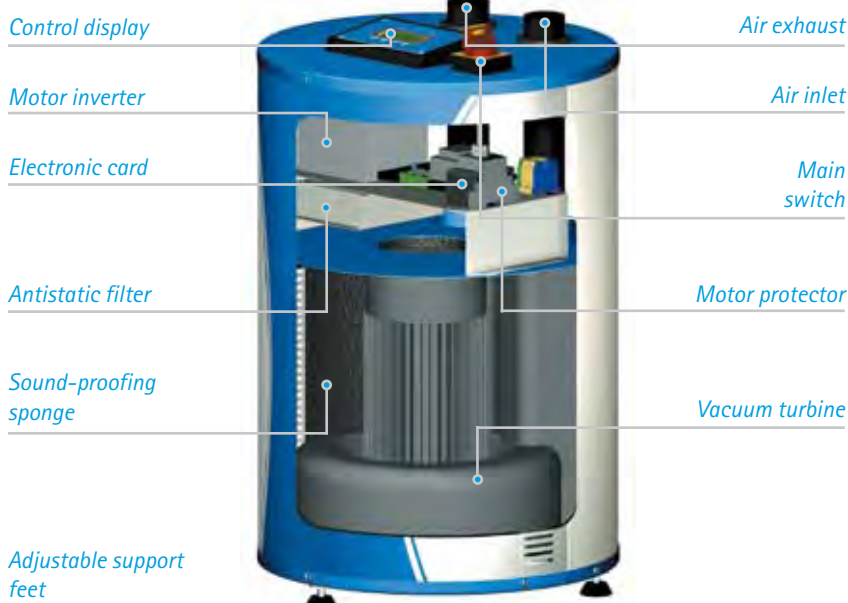
Unlike normal centralised vacuum systems, the motor modules can be connected to each other through a provided serial port, without the use of special boards.

Machine status is shown both on the display of the modules as well as on the DYNAMIC CONTROL DISPLAY (optional), which is installed in an operational area (reception, room floors, control areas, etc)



### Vacuum module display

In the vacuum modules, the electronic component makes it possible to control machine status on the display.



## Perfetto line: the vacuum modules

In the case of central power units with 2 or 3 vacuum modules, one of the modules must always have automatic vacuum adjustment, and the remaining modules must have manual adjustment.

This set-up is necessary for proper system operation: the module equipped with automatic adjustment will function as the primary motor and will automatically change the system's vacuum level until the set level is obtained.

Once the maximum efficiency percentage is obtained, the primary module will activate the secondary module with manual adjustment via the serial connection, and will automatically adjust system's vacuum level to bring it to the set level.



### Vacuum modules with automatic vacuum adjustment \*

| Code  | Model | Description             |
|-------|-------|-------------------------|
| CI406 | M20ES | 2.6Kw 230V single-phase |
| CI416 | T20ES | 2.6Kw 380V three-phase  |
| CI426 | T30ES | 4.6Kw 380V three-phase  |
| CI436 | T40ES | 6.3Kw 380V three-phase  |
| CI446 | T60ES | 8.7Kw 380V three-phase  |

\* Sound-proofed modules with built-in electric board and display. Version with inverter

### Vacuum modules with manual vacuum adjustment

| Code  | Model | Description            |
|-------|-------|------------------------|
| CI411 | TR10S | 2.2Kw 380V three-phase |
| CI421 | TR20S | 4.0Kw 380V three-phase |
| CI431 | TR30S | 5.5Kw 380V three-phase |
| CI441 | TR40S | 7.5Kw 380V three-phase |

## Perfetto line summary table: the vacuum modules

| Perfetto vacuum modules        |                   | Vacuum modules with automatic vacuum adjustment |       |       |         |         | Vacuum modules with manual vacuum adjustment |       |         |         |
|--------------------------------|-------------------|---|-------|-------|---------|---------|--|-------|---------|---------|
| Code                           |                   | CI406   | CI416 | CI426 | CI436   | CI446   | CI411  | CI421 | CI431   | CI441   |
| Model                          |                   | M20ES   | T20ES | T30ES | T40ES   | T60ES   | TR10S  | TR20S | TR30S   | TR40S   |
| <b>Technical features</b>      |                   |   |       |       |         |         |  |       |         |         |
| Simultaneous users             | no.               | 2   | 2     | 3     | 4       | 6       | 1  | 2     | 3       | 4       |
| Power supply                   | V                 | 230   | 380   | 380   | 380     | 380     | 380  | 380   | 380     | 380     |
| Motor power                    | W                 | 2.600   | 2.600 | 4.600 | 6.300   | 8.700   | 2.200  | 4.000 | 5.500   | 7.500   |
| Motor rpm                      | rpm               | 3.500   | 3.500 | 3.500 | 3.500   | 3.500   | 2.900  | 2.900 | 2.900   | 2.900   |
| Soft Start starting            |                   | YES   | YES   | YES   | YES     | YES     | NO   | NO    | NO      | NO      |
| Inverter                       |                   | YES   | YES   | YES   | YES     | YES     | NO   | NO    | NO      | NO      |
| System vacuum adjustment       |                   | AUT.  | AUT.  | AUT.  | AUT.    | AUT.    | MAN.   | MAN.  | MAN.    | MAN.    |
| Socket power supply voltage    | volt              | 12  | 12    | 12    | 12      | 12      | 12   | 12    | 12      | 12      |
| Air flow rate                  | m <sup>3</sup> /h | 360   | 360   | 650   | 810     | 950     | 300  | 540   | 670     | 780     |
| Vacuum                         | mbar              | 392   | 392   | 441   | 490     | 490     | 392  | 441   | 441     | 490     |
| Height (H)                     | cm                | 78  | 78    | 95    | 95      | 95      | 78   | 95    | 95      | 95      |
| Diameter (Ø)                   | cm                | 52  | 52    | 66    | 66      | 66      | 52   | 66    | 66      | 66      |
| Earth                          | kg                | 48  | 48    | 73    | 86      | 95      | 46   | 71    | 85      | 93      |
| Serial Dynamic Control Display |                   | YES   | YES   | YES   | YES     | YES     | YES  | YES   | YES     | YES     |
| Noise                          | dB                | <70   | <70   | <70   | <73     | <74     | <70  | <70   | <70     | <70     |
| Air inlet/outlet diameter      | mm                | 63/63   | 63/63 | 80/80 | 100/100 | 100/100 | 63/63  | 80/80 | 100/100 | 100/100 |

## Perfetto line: the separators



The dust separators are available with or without the filter self-cleaning system. The features that are shared by the two types are: the dust container lifting/unhooking system, consisting of an oleodynamic structure that is activated by pedals located at the base of the separator and the compensation valve built into the separator itself.

The separators with self-cleaning are equipped with an instrument panel that contains an electronic card that controls and manages the correct operation of the separator. The following can be displayed on the instrument panel:


- percentage of dust container filling (using ultrasound technology)
- percentage of filter cartridge saturation (using a differential sensor)

- the pressure of the compressor cylinder, during the self-cleaning phase
- the operating vacuum in mbar

The filter self-cleaning cycles can be programmed using a timer that is integrated inside the separator card. The filter self-cleaning cycles can also be activated automatically based on the set saturation percentage of the filter cartridge.

Via TR bus connection, parameters appear signalling on the separator instrument panel as well as on the DYNAMIC CONTROL DISPLAY (optional), which is located in areas away from the central power unit (reception, room floors, etc)

| Code   | Model                      |
|--------|----------------------------|
| CI090  | LT90/B                     |
| CI090A | LT90/B with self-cleaning  |
| CI150  | LT150/B                    |
| CI150A | LT150/B with self-cleaning |



Example of version with self-cleaning

## Perfetto line summary table: the separators

100%

Made in Italy

### Perfetto Dust Separators

| Code  |                 | CI090     | CI150     | CI090A     | CI150A      |
|---|-----------------|-----------|-----------|------------|-------------|
| Model   |                 | LT 90/B   | LT 150/B  | LT 90/B-AP | LT 150/B-AP |
| <b>Technical features</b>                           |                 |           |           |            |             |
| Automatic filter cleaning system power supply       | V               | NO        | NO        | 230        | 230         |
| Filter cartridge surface                            | cm <sup>2</sup> | 50.000    | 73.000    | 50.000     | 73.000      |
| Filter cartridge material                           |                 | polyester | polyester | polyester  | polyester   |
| Dust container capacity                             | litres          | 90        | 150       | 90         | 150         |
| Automatic filter cleaning system operating pressure | mbar            | NO        | NO        | 3,8        | 3,8         |
| Automatic filter cleaning system tank capacity      | litres          | NO        | NO        | 9          | 9           |
| Dimensions (LxDxH)                                  | cm              | 58x85x175 | 58x85x175 | 58x85x175  | 58x85x175   |
| Earth   | kg              | 70        | 96        | 88         | 110         |
| Noise   | dB              | <70       | <70       | <70        | <70         |
| Suction outlet height                               | cm              | 150       | 150       | 150        | 150         |
| Suction inlet height                                | cm              | 87        | 87        | 87         | 87          |
| Air inlet/outlet diameter                           | mm              | 80/80*    | 100/100*  | 80/80*     | 100/100*    |

\* The air exhaust and inlet openings are reversible (right or left)

## Kompatta KT line



The three-phase Kompatta KT line was created to satisfy the needs of the tertiary and professional sector.

Its versatility and highly efficient technical features, which were designed to make use easier, offer solutions targeted towards the needs of an increasingly demanding and evolved market.

*In order to meet Aertecnica standards, the KT range is based on the "PLUG & PLAY" system: it provides our installer with a guarantee of total reliability and maximum installation speed, drastically reducing the area occupied by the system.*

The machine consists of a single structure divided into three sections:

- upper section: housing of the motorisation;
- central section: dedusting filter;
- lower section: cyclone and storage of the vacuumed material.

The main features of this product are:

- a wide range with 8 available models;
- from one to three operators at the same time;
- dedusting filter, with a self-cleaning system;
- mechanical vacuum adjustment;
- electronic vacuum adjustment;
- electric board built into the machine body;
- built-in and sound-proofed compensation valve.

Particular attention has been placed on guaranteeing maximum silence during operation; the use of composite and polyurethane material and the insertion of antivibration systems on dynamic parts has considerably reduced the decibels of noise and has improved performance and the degree of efficiency, which is far above the standard.

The WASHABLE polyester filter cartridge has a filter surface of approx. 5 m<sup>2</sup>.

## Kompatta KT line

### Kompatta KT central power unit

| Code    | Model | Description             |
|---------|-------|-------------------------|
| CIKT20M | KT20M | 2.6Kw 230V single-phase |
| CIKT10  | KT10  | 2.2Kw 380V three-phase  |
| CIKT20  | KT20  | 2.6Kw 380V three-phase  |
| CIKT30  | KT30  | 4.6Kw 380V three-phase  |

### Kompatta KT with self-cleaning

| Code     | Model  | Description             |
|----------|--------|-------------------------|
| CIKT20MA | KT20MA | 2.6Kw 230V single-phase |
| CIKT10A  | KT10A  | 2.2Kw 380V three-phase  |
| CIKT20A  | KT20A  | 2.6Kw 380V three-phase  |
| CIKT30A  | KT30A  | 4.6Kw 380V three-phase  |


The self-cleaning system permits optimal machine operation, limiting pressure drops due to a dirty filter cartridge.

The large capacity of the dust container, as much as 150 litres, reduces maintenance operators (container emptying).

### The Kompatta KT line was designed for our installer!

The PLUG & PLAY technology simplifies connection to the system's central power unit: the single unit structure is in fact provided with quick electric connectors and a terminal box, which are included in

the installation set, eliminating possible errors when making the electric connections.



Example of version with self-cleaning